

HOME

TESTING

CASES

HOSPITALIZATION

DEATHS

### COVID-19 in South Carolina As of 11:59 PM on 7/25/2021

Deaths

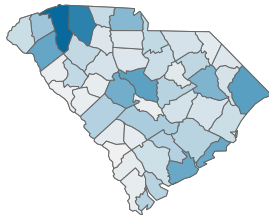
9,883

Percent of Deaths with Comorbid Conditions

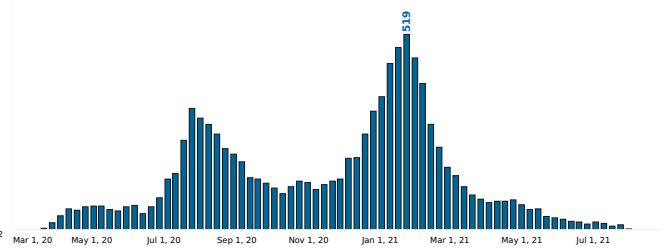
64.8%

[Go to Comorbidity Details](#)

Reported Deaths due to COVID-19, by County  
County: All



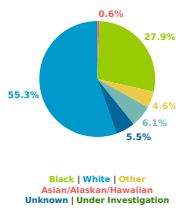
Reported COVID-19 Deaths, by Week of Date of Death



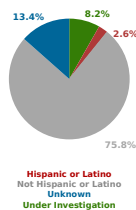
Count 15 | 1,042

County Displayed: **South Carolina** | Dates Displayed: 3/4/2020 to 7/25/2021  
*Note: Data is suppressed for fewer than 5 cases*

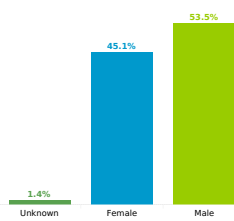
Reported COVID-19 Deaths, by Race  
All



Reported COVID-19 Deaths, by Race  
All



Reported COVID-19 Cases, by Sex  
All



Reported COVID-19 Cases, by Age Group & Age Related Information

